
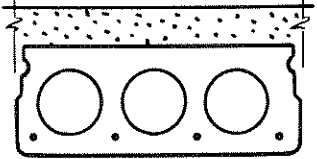

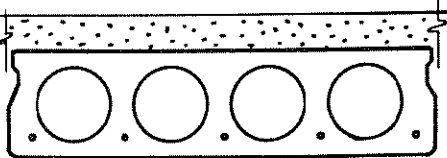
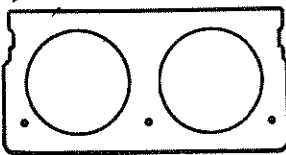
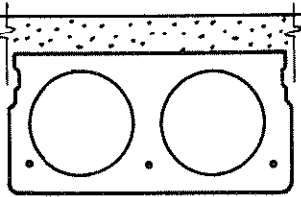


# HOLLOW-CORE SLABS

Fig. 2.4.3 Section properties — normal weight concrete

Flexicore

Trade name: Flexicore® Licensing Organization: The Flexicore Co. Inc., Dayton, Ohio						
1' - 4" x 6"				1' - 4" x 6" with 2" Topping		
						
Area (sq in.)	$y_b$ (in.)	$I$ (in. <sup>4</sup> )	Weight (psf)	$y_b$ (in.)	Mom. of Inertia (in. <sup>4</sup> )	Weight (psf)
55	3.00	243	43	4.23	523	68
2' - 0" x 6"				2' - 0" x 6" with 2" Topping		
						
Area (sq in.)	$y_b$ (in.)	$I$ (in. <sup>4</sup> )	Weight (psf)	$y_b$ (in.)	Mom. of Inertia (in. <sup>4</sup> )	Weight (psf)
86	3.00	366	45	4.20	793	70
1' - 4" x 8"				1' - 4" x 8" with 2" Topping		
						
Area (sq in.)	$y_b$ (in.)	$I$ (in. <sup>4</sup> )	Weight (psf)	$y_b$ (in.)	Mom. of Inertia (in. <sup>4</sup> )	Weight (psf)
73	4.00	560	57	5.26	1028	82
Note: All sections not available from all producers. Check availability with local manufacturers.						